

Paul Peterson
SMASH UP
Expansion



The Obligatory Cthulhu Set



SMASH UP

A fight for 2-4 players

OBJECTIVE

Your goal is nothing short of total global domination! Use your minions to crush enemy bases. The first player to score 15 victory points (VP) wins!

GAME CONTENTS

This set contains:

- 4 factions with 20 cards each (80 cards total)
- 8 base cards
- 1 VP token sheet
- This rulebook
- 30 Madness Cards

Growing On You

The Obligatory Cthulhu Set is an expansion to the Smash Up core set. It is still a fully operational battle station for 2 players though!

These rules sometimes talk like you've got more than just four factions, or mention cards that aren't in this expansion. If you don't already have the core set, just think of it as viral advertising.

TABLE OF CONTENTS

Smash Up	2
Objective	2
Game Contents.....	2
Setup	3
This Is How You Roll.....	5
All Hands on Deck!.....	6
Minions	6
Actions	6
The Big Score	7
Madness Cards	7
Get to Know Your Cards!.....	9
Terms and Restrictions.....	10
Void Where Prohibited	12
The Factions	13
Roll Credits	15
All Your Basics	16

MADNESS!

This set contains an entirely new card type called Madness. It's very important to learn about since it can pull defeat from the jaws of victory. Learn about it on page 8.



SETUP

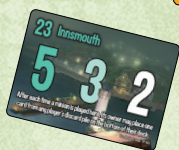

Each player shuffles together two different 20-card factions to make a 40-card deck.



If you have two copies of The Obligatory Cthulhu Set, different players can use the same faction pitting Elder Things against Elder Things, for instance. But one player can't play with two copies of the same faction. I mean, come on.

Kickin' It Queensberry

For formal play, put 8 factions in the middle of the table. Randomly determine who goes first. The first player chooses one faction. Choice continues clockwise. When everyone has chosen one faction, the last player chooses a second faction. Choice continues in reverse order.



Shuffle all the base cards together to make a deck. Draw one base per player, plus one (for example, use four bases for three players). Place the bases face up in the middle of the table.

Each player draws five cards. If you have no minions in your opening hand, show your hand, discard it, and draw a new hand of five cards. You must keep the second hand.

Whoever got up the earliest this morning goes first. Play continues clockwise.

You're ready to smash up some bases.

Cheater! YU Action Twice?

Abilities only happen when you play a card from your hand, or any time a card says "play." When minions just move around, that's not playing them.

This Is How You Roll

1. Crank It Up

Some abilities happen at the start of your turn. This is when that goes down. Yo.

2. Play Cards

On your turn play one minion, play one action, or play one of each... for free! You can play your cards in any order. You don't have to play any cards.

Minions

To play a minion, choose a base and put the minion card beside it, facing toward you. Do what the card says. (Cards that start with Special are a special case. See page 11 for an explanation.)

Actions

To play an action, show your card and do what it says. Boom! Then discard the action (unless it has an Ongoing ability).

3. Check for Scoring

After you are done playing cards, check to see whether any bases are ready to score (see page 7). If any are ready, you must start scoring.

After scoring bases, check to see if any players have 15 or more victory points. If so, see Game Over, Man! on page 9.

4. Draw 2 Cards

Just what it says. The maximum number of cards you can have in your hand at this time is 10. If you have more than 10 after drawing, discard down to 10.

If you need to draw or reveal a card and your deck is empty, shuffle your discard pile. Put it on the table face down—that's your new deck. Start drawing from there.

5. Shut It Down

Anything that happens at the end of the turn happens here. Play passes to the player on the left.

ALL HANDS ON DECK!

MINIONS

Power



2

THE LOCALS

Name



Minion Identifier



MINION

Reveal the top three cards of your deck. Place any The Locals revealed into your hand. Put the rest of the cards on the bottom of your deck.

Ability



Faction Symbol



ACTIONS

Action Identifier



Action

The Seal is Broken

Name



Draw a Madness card.
Gain 1 VP.

Ability



Faction Symbol



THE BIG SCORE

Score a base if the total power of all minions on that base equals or exceeds the base's breakpoint (see page 9). If more than one base is ready to score, the player whose turn it is decides which one to score first.

When a base has been chosen to score, each player first gets to use any Special abilities that happen "before" the base scores. If the total power on a base drops below its breakpoint, you still finish scoring the base.

For example, a Miskatonic player sees that she will be the runner up at *Plateau of Leng*, which currently has 18 power on it. She plays *Old Man Jenkins!?* to destroy an opponent's *Shoggoth*, giving her the most power there now by 7 to 5. That drops the total power on this base below 18, but since it's already started scoring, it still finishes.



VP Tokens

Me First!

If more than one player wants to use a Special ability, start with the current player and go around the table clockwise until all players pass in sequence (if you pass and another player uses a Special, you can then still choose to use a Special of your own). If your Special allows you to play extra cards, you must play those immediately or not at all.

Awarding VP

The player with the most power on a base is the **winner!** That player gains victory points equal to the number on the left. The second highest player is the **runner up**, and receives the middle number. The third highest is just **third place** but does receive the lovely consolation prize of the number on the right. Dispense VP tokens in the appropriate amounts to everyone who scored. You must have at least one minion on a base to get victory points.

Back to Your Corners

After scoring, players can use Special abilities that happen “after” a base scores. Then all cards still on that base go to their owners’ discard piles. This does not destroy them, but might trigger abilities that happen when they go to the discard pile.

Put the scored base into the base discard pile. Replace it with the top card of the base deck, if any.

Check to see if another base is ready to be scored. Score it too, the same way.

Tie Fighter

If players are tied on a base, all involved players get points for the best position they tied for. So, if three players had 10, 10, and 5 power on a base when it scores, the winners with 10 power each get first place points! The player with 5 power then gets third place, not second. If two players tie for runner up, no one gets third place. Harsh.

If players tie for a base’s ability (such as the one on *Miskatonic University*), they each get to use it. See Me First! on the previous page to settle conflicts.

MADNESS CARDS

Madness cards are a special type of action card that comes with The Obligatory Cthulhu Expansion. During setup, all of the Madness cards are collected to form the Madness deck. This is put to the side for any player to use when necessary. Players may not draw from the Madness deck unless instructed to do so during the course of a game. Once a Madness card is in a player’s hand, discard pile, or deck, it functions exactly like any other action card until the end of the game. It may be played for its effects and it is affected by any cards that would affect an action.

At the end of the game, however, players must search their hands, decks, and discard piles for any Madness cards, remove them, and count them. Each player then receives a penalty to their final VP total equal to -1 VP for every 2 Madness cards that they had at the end of the game. For example, a player who had 15 VPs and 5 madness cards would get -2 VPs and have a final total of 13 VPs. They would then lose to a player who had 14 VPs and no Madness cards. All Madness cards are then returned to the Madness deck.

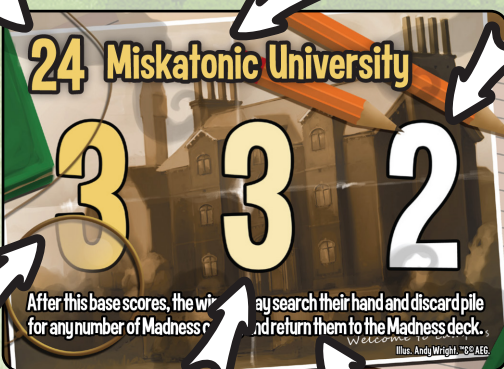
GET TO KNOW YOUR CARDS!

Breakpoint

Name

Third Place VP

Winner VP



Runner Up VP

Ability

This is what the base does. Its ability always operates while the base is in the middle of the table. It's sort of a combination of Special, Ongoing, and Awesome.

Game Over, Man!

At the end of any turn that someone reaches 15 VP, the player with the most Victory points wins. If there is a tie for the most, keep playing turns until there isn't. No sharing! Except for your two factions. You guys are BFFs.

TERMS AND RESTRICTIONS

Some restrictions apply.
See rules for details.
Supplies limited.

Affect: A card is affected if it is moved, returned, destroyed, or has an action attached.



Destroy: When a card says to destroy another card, put the destroyed card in its owner's discard pile.



Discard: When a card gets discarded, it goes to the discard pile of the player whose deck it came from, no matter who played or controlled it.

Extra: Normally, you can play one minion and one action each turn. A card that lets you play an extra minion or action lets you play an additional card of that type during that turn. You don't have to play the extra card right away, unless the extra card was gained by a Special ability.



Move: This lets you move a card from one location to another. Moving a card does not count as playing it. Minion abilities do not happen when you move a card.



Ongoing: Most abilities happen and then they're over, or else they end at the end of the turn. Ongoing abilities are active for as long as they're around.



Play: You play a card when it's one of the free cards you get in step 2, or any time an ability specifically says that you're playing it. A card's ability happens when you play it. When cards are moved, placed, or returned, they're not being played, and their abilities don't happen.



Special: Most abilities happen when you play a card. Special abilities happen at unusual times or in unusual ways. Special abilities might be on a card already in play or held in your hand. A card's ability will describe how it can be used. If you use a Special ability to play a card on your turn, it doesn't count as one of your free cards for that turn.



Return: This means that a card goes back where it came from.

When a card returns from a base, discard attachments on that card.



Talent: This is an ability that the minion or action may use once during each of your turns, sort of like an extra action. You don't have to use it if you don't want to.



VOID WHERE PROHIBITED

Often, card text and rules text will conflict. When there's a fight, card text always wins. It has a black belt in rule-fu.

If cards conflict, the one that says you can't do something beats the one that says you can.

If multiple effects would happen at the same time, the player whose turn it is chooses the order.

You can play a card even if its ability can't happen. For example, you can play an action that destroys a minion even if no minions are in play. This helps you get unneeded cards out of your hand.

You must follow a card's ability, even if it's bad for you. However, if a card says you may do something, you have a choice whether to do it.

If an ability says "any number" you may choose zero. You may play a card that says "all" even if there are no targets.

If you get to play extra minions or actions while a base is being scored, you must play those extra cards immediately or not at all.

When a card gets discarded, it goes to the discard pile of the player whose deck it came from, no matter who played or controlled it, unless it originated from a special additional deck, like the Madness deck. Madness cards that you discard go to your discard pile, you can only return them to the Madness deck if you are told you can by a card (like the Madness card itself).

Specials may be played at any time they are applicable, even on other players' turns.

Anyone may look through any discard pile at any time.

THE FACTIONS

This set of Smash Up features four factions, which combine to make 6 possible decks. As more factions join and try to take over the world in future expansions, the full number of possibilities will grow. Mix and match factions to suit your play style.

Minions of Cthulhu

Ph'nglui mglw'nafh Cthulhu
R'l'yeh wgah'nagl fhtagn!
Ph'nglui mglw'nafh Cthulhu
R'l'yeh wgah'nagl fhtagn!
Ph'nglui mglw'nafh Cthulhu
R'l'yeh wgah'nagl fhtagn!



Elder Things

From reaches beyond space and time come these incredible horrors, bent on... bent on... well we really don't know, do we? Everytime we learn a little bit, we go nuts. Perhaps its the madness they cause that gives them power after all...

Innsmouth

Ah Innsmouth, idyllic little fishing village on the New England coast. Sample their excellent seafood. Become their excellent seafood! That's right, you too can become a fish and live with Dagon below the depths. They may look like simple mutants, but in great numbers and with great power the residents of Innsmouth will welcome you into the fold. Or else.



Miskatonic University

Go 'Pods! Go 'Pods!
Welcome to your first days at Miskatonic University! We will shape you into a student of the sciences both natural and... otherwise. Certainly our courses seem intense, but there always has to be a small sacrifice for knowledge. "Ex Ignorantia Ad Sapientiam; E Luce Ad Tenebras."



Moar Factions!

Does more than one person want to play Elder Things? Great! Combine two sets of Smash Up so people can draft and play the same factions against one another. Remember, you can't put two of the same faction together though! Just use one set of bases when combining.

Haven't tried the core game yet? Srsly?



Pirates, Ninja, Dinosaurs, and more!
Get it today and have even more
Smash Up madness!



Grave Digger sez... The original Smash Up box
will hold all these cards!

So when you put them in there and get rid of
this box, remember to recycle it!

ROLL CREDITS

Game Design: Paul Peterson

Development: Mark Wootton

Art Direction: Todd Rowland

Cover Art: Alex Konstad

Graphic Design: Kalissa Fitzgerald

Writing: Jeff Quick, Todd Rowland

Editing: Nicolas Bongiu, John Goodenough

Proofreading: Mark Wootton, John Zinser

Layout and Typesetting: Kalissa Fitzgerald

Production: Dave Lepore

Brand Management: Todd Rowland

Art: Brian Hagan, Alex Konstad,
Benjamin Sowa, Andy Wright

Playtesting: Ken Andrews, Jon Angus,
Isaac Barry, Dorothea Bauer, Joachim Bauer,
Janet Bozarth, Amberle Browne,
Samantha Browne, Matthew Brubaker,
Paul Butler, Gary Campbell, Matt Clark,
William Collie, Jeff Combos, Adam Conus,
Mike Cook, Jason Crognale, Drew Dallas,
Arnold Daly, Richard Darmohray,
Colin DeBernardo, Carin Doerre,
Jochen Doerre, Ben Ebell-Solomon,

Mark Fortin, Allen Garrett, Jim Getz,
Eric Goodheart, Earl Grant, Ken Grazier,
Nate Hedrick, Brian Hutcheson, Chris Hyun,
Chris Keener, Sean Kelly, Wendy Kelly,
Chris Krueger, Greg Krywusha, Hannah Lodge,
Eric Meli, Braden Moulton, Sean Orms,
Noel Paterson, Joshua Pavlisko, Leon Phillips,
Kyle Pinion, Meredith Quick, Tiffany Rau,
Aaron Richardson, Shawn Riley-Rau,
Ruben Riordan, Jamie Ross, David Sansfacon,
Andreas Scheytt, Lee Shelton,
Michael Shimek, Thomas Staudt, Birgit Uhl,
Juergen Uhl, Matthew Ussary, Eli Vlaisavich,
Brad Wells, Chris Wilson, Alyssa Yeager

Special Thanks: AEG would like to thank the great Smash Up fans who continue to support us. We have a lot of fun making this game and we hope that you experience that when you play.

To Cthulhu fans out there, we hope we didn't annoy you. We know Cthulhu can be srs bsns for some folks, but we like it too so don't come at us during conventions... unless you really liked it and want to say so, then by all means come at us, bro.

Legal Mumbo-Jumbo

© 2013 Alderac Entertainment Group, Inc. Smash Up, Shufflebuilding, Alderac Entertainment Group, and all related marks and images are TM and © Alderac Entertainment Group, Inc. All rights reserved. Blah blah blah.

Printed in China. Warning: Choking hazard! Keep away from small children!

Smash Up mechanic designed by Paul Peterson, used under license by Alderac Entertainment Group.

Smash Up the Interwebs

www.alderac.com/smashup and www.alderac.com/forum

Questions? Email CustomerService@alderac.com

ALL YOUR BASICS

Set Up

Each player chooses two factions and shuffles them together to make a 40-card deck. Draw a hand of five cards. Place one more base card than you have players in the middle of the table (that is, use five bases for four players).

On Your Turn

Play 1 minion and 1 action in either order. You can play less if you want to.

Follow all instructions on card abilities as you play them.

Check to see whether any bases can be scored. If they can, score them.

Draw two cards. Discard down to a hand of 10 if necessary.

Scoring

After you are done playing minions and actions, if the total power of all minions meets or exceeds a base's breakpoint, that base scores. The player with the highest power at that base is the winner and scores first place victory points. Second highest is the runner up and scores second place. Third highest scores third place. In case of a tie, each player receives full victory points for the highest place he or she qualified for.

Resolve the ability on the base, discard minions there, and then replace it.

Winning

When a player has 15 or more victory points at the end of a turn, he or she wins. If two or more players have more than 15 VP, the one with the most victory points wins. In case of a tie, play another turn.

Additional Rules

When a card disagrees with the rules, the card wins.

If cards conflict, the one that says you can't do something beats the one that says you can.

If multiple effects happen at the same time, the player whose turn it is determines their order.

You can play a card even if its ability can't happen.

You must follow a card's ability, even if it's bad for you. If a card says you may do something, you have a choice whether to do it.

If an ability says "any number" you may choose zero. You may play a card that says "all" even if there are no targets.

Anyone may look through any discard pile at any time.

Remember to check for Madness cards VP reduction at the end of the game.